



SERIE 080 ■

HYDRAULIC COUPLINGS  
HYDRAULIK KUPPLUNGEN



Thru-flow Coupling / Kupplung mit freier Durchfluss

**Interchangeability - Kompatibilität**  
FASTER NL SERIE  
According to request is manufactured  
from AISI 303 and AISI 316Ti

**Temperature Range Temperaturbereich**  
-25 °C +125 °C / -13 °F +257 °F  
With standard seals -  
Mit standard Dichtung : Buna (M) NBR

**Standard version - Standardversion**  
Full Flow - Straight flow  
Steel Zinc Plated - Stahl -verzinkt  
Seal - Dichtung: Nitrile (Ni) - NBR (Ni)

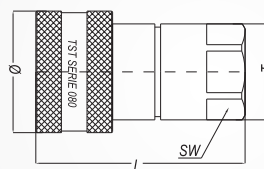
**Attention**  
Only plug and socket with the  
same thread fit together.

**Achtung**  
Nur Nippel und Kupplungen mit  
demselben Gewinde passen zusammen

**Material - Material**

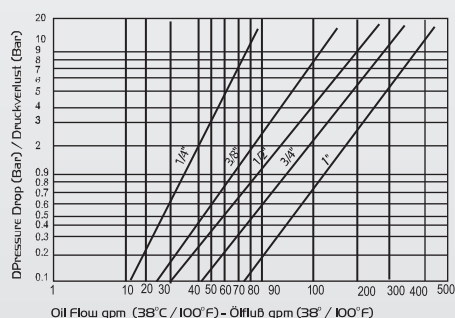
- Coupler Body-  
Kupplungsgrundkörper :Steel - Stahl
- Sleeve - Hülse :Steel - Stahl
- Valve - Ventil :Steel - Stahl
- Springs - Federn :Stainless Steel -  
Edelstahl
- Locking O-Ring
- Sprengtring :Stainless Steel -  
Edelstahl
- Balls - Kugeln :Stainless Steel -  
Edelstahl
- Seals - Dichtungen :Nitrile (N) - Buna (N)
- Plug - Nippel :Steel - Stahl

Couplers  
Kupplungen



Female Thread Coupler  
Kupplung mit Innengewinde

Connection Anschlüsse T	Order No Bestellnr.	SW		L		Ø		Working Pressure Betriebsdruck	
		mm	inches	mm	inches	mm	inches	Bar	PSI
BSPP 1/4"	080 DGF 13	19	0.75	50	1.97	27	1.06	350	5075
NPTF 1/4"	080 NGF 13	19	0.75	50	1.97	27	1.06	350	5075
BSPP 3/8"	080 DGF 17	24	0.94	59.5	2.34	33	1.30	300	4350
NPTF 3/8"	080 NGF 17	24	0.94	59.5	2.34	33	1.30	300	4350
BSPP 1/2"	080 DGF 21	27	1.06	66	2.60	38	1.49	250	3625
NPTF 1/2"	080 NGF 21	27	1.06	66	2.60	38	1.49	250	3625
BSPP 3/4"	080 DGF 26	34	1.34	84	3.30	47.4	1.86	250	3625
NPTF 3/4"	080 NGF 26	34	1.34	84	3.30	47.4	1.86	250	3625
BSPP 1"	080 DGF 33	41	1.62	96.5	3.8	55	2.17	230	3335
NPTF 1"	080 NGF 33	41	1.62	96.5	3.8	55	2.17	230	3335



**HYDRAULIC COUPLINGS**  
HYDRAULIK KUPPLUNGEN

**SERIE 080**

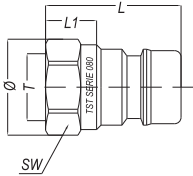


Thru-flow Coupling / Kupplung mit freier Durchfluss



**Couplers**  
Kupplungen

Connection Anschlüsse T	Order No Bestellnr.	SW		L		Ø		Working Pressure Betriebsdruck	
		mm	inches	mm	inches	mm	inches	Bar	PSI
BSPP 1/4"	080 DUF 13	19	0.75	33	1.30	21	0.83	350	5075
NPTF 1/4"	080 NUF 13	19	0.75	33	1.30	21	0.83	350	5075
BSPP 3/8"	080 DUF 17	24	0.94	39	1.54	27	1.06	300	4350
NPTF 3/8"	080 NUF 17	24	0.94	39	1.54	27	1.06	300	4350
BSPP 1/2"	080 DUF 21	27	1.06	44	1.73	30	1.18	250	3625
NPTF 1/2"	080 NUF 21	27	1.06	44	1.73	30	1.18	250	3625
BSPP 3/4"	080 DUF 26	36	1.41	55	2.16	38	1.05	250	3625
NPTF 3/4"	080 NUF 26	36	1.41	55	2.16	38	1.05	250	3625
BSPP 1"	080 DUF 33	41	1.61	63	2.48	45	1.77	230	3335
NPTF 1"	080 NUF 33	41	1.61	63	2.48	45	1.77	230	3335



**Female Thread Plug**  
Nippel mit Innengewinde